

# Potters Gate and St. Andrew's CE Primary School, St. Andrew's Infant School and Care Club

Review Period:	Annually
Next Review Due:	September 2026
LC Lead	Safeguarding lead
Staff Lead	Headteacher

## Policy for Pupils with Allergies

**"I have come that you may have life - life in all its fullness," John 10:10**

***Developing in our children the ability to find joy in life, the natural world, finding moral and spiritual strength for their own lives.***

***We celebrate our differences, welcoming families of different faiths, social and ethnic backgrounds to our school family and share the abundance of what we have with all.***


### Contents

1. Aims .....	1
2. Legislation and guidance.....	2
3. Roles and responsibilities.....	2
4. Assessing risk .....	3
5. Managing risk.....	3
6. Procedures for handling an allergic reaction .....	5
7. Adrenaline auto-injectors (AAs).....	5
8. Training .....	6
9. Links to other policies .....	7

### 1. Aims

This policy aims to:

- Set out our school's approach to allergy management, including reducing the risk of exposure and the procedures in place in case of allergic reaction
- Make clear how our school supports pupils with allergies to ensure their wellbeing and inclusion
- Promote and maintain allergy awareness among the school community



## **2. Legislation and guidance**

This policy is based on the Department for Education (DfE)'s guidance on [allergies in schools](#) and [supporting pupils with medical conditions at school](#), the Department of Health and Social Care's guidance on [using emergency adrenaline auto-injectors in schools](#), and the following legislation:

- [The Food Information Regulations 2014](#)
- [The Food Information \(Amendment\) \(England\) Regulations 2019](#)
- <https://www.gov.uk/government/publications/school-food-standards-resources-for-schools/allergy-guidance-for-schools>
- 

## **3. Roles and responsibilities**

We take a whole-school approach to allergy awareness.

### **3.1 Allergy lead**

The nominated allergy lead is Jayne Venables and Anna Hutt

They're responsible for:

- Promoting and maintaining allergy awareness across our school community
- Recording and collating allergy and special dietary information for all relevant pupils
- Ensuring:
  - All allergy information is up to date and readily available to relevant members of staff
  - All pupils with allergies have an allergy action plan completed by a medical professional
  - All staff receive an appropriate level of allergy training
  - All staff are aware of the school's policy and procedures regarding allergies
  - Relevant staff are aware of what activities need an allergy risk assessment
- Keeping stock of the school's adrenaline auto-injectors (AIs)
- Regularly reviewing and updating the allergy policy

### **3.2 School nurse/medical officer**


The school nurse/medical officer is responsible for:

- Co-ordinating the paperwork and information from families
- Co-ordinating medication with families
- Checking spare AIs are in date
- Any other appropriate tasks delegated by the allergy lead

### **3.3 Teaching and support staff**

All teaching and support staff are responsible for:

- Promoting and maintaining allergy awareness among pupils
- Maintaining awareness of our allergy policy and procedures
- Being able to recognise the signs of severe allergic reactions and anaphylaxis
- Attending appropriate allergy training as required
- Being aware of specific pupils with allergies in their care



- Carefully considering the use of food or other potential allergens in lesson and activity planning
- Ensuring the wellbeing and inclusion of pupils with allergies

### 3.4 Parents/carers

Parents/carers are responsible for:

- Being aware of our school's allergy policy
- Providing the school with up-to-date details of their child's medical needs, dietary requirements, and any history of allergies, reactions and anaphylaxis
- If required, providing their child with 2 in-date adrenaline auto-injectors and any other medication, including inhalers, antihistamine etc., and making sure these are replaced in a timely manner
- Carefully considering the food they provide to their child as packed lunches and snacks, and trying to limit the number of allergens included
- Following the school's guidance on food brought in to be shared
- Updating the school on any changes to their child's condition

### 3.5 Pupils with allergies

These pupils are responsible for:

- Being aware of their allergens and the risks they pose
- Understanding how and when to use their adrenaline auto-injector
- If age-appropriate, carrying their adrenaline auto-injector on their person and only using it for its intended purpose

### 3.6 Pupils without allergies

These pupils are responsible for:

- Being aware of allergens and the risk they pose to their peers

Older pupils might also be expected to support their peers and staff in the case of an emergency.

## 4. Assessing risk

The school will conduct a risk assessment for any pupil at risk of anaphylaxis taking part in:

- Lessons such as food technology
- Science experiments involving foods
- Crafts using food packaging
- Off-site events and school trips
- Any other activities involving animals or food, such as animal handling experiences or baking

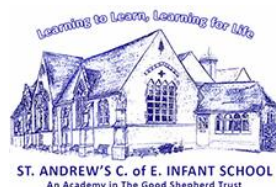
A risk assessment for any pupil at risk of an allergic reaction will also be carried out where a visitor requires a guide dog.

## 5. Managing risk

### 5.1 Hygiene procedures

Measures to prevent contamination within the school in place:

- Pupils are reminded to wash their hands before and after eating
- Sharing of food is not allowed
- Pupils have their own named water bottles



## 5.2 Catering

The school is committed to providing safe food options to meet the dietary needs of pupils with allergies.

- Catering staff receive appropriate training and are able to identify pupils with allergies
- School menus are available for parents/carers to view with ingredients clearly labelled
- Where changes are made to school menus, we will make sure these continue to meet any special dietary needs of pupils
- Food allergen information relating to the 'top 14' allergens is displayed on the packaging of all food products, allowing pupils and staff to make safer choices. Allergen information labelling will follow all [legal requirements](#) that apply to naming the food and listing ingredients, as outlined by the Food Standards Agency (FSA)
- Catering staff follow hygiene and allergy procedures when preparing food to avoid cross-contamination

## 5.3 Food restrictions

We acknowledge that it is impractical to enforce an allergen-free school. However, we would like to encourage pupils and staff to avoid certain high-risk foods to reduce the chances of someone experiencing a reaction. These foods include:

- Packaged nuts and pineapple
- Cereal, granola or chocolate bars containing nuts
- Peanut butter or chocolate spreads containing nuts
- Peanut-based sauces, such as satay
- Sesame seeds and foods containing sesame seeds

If a pupil brings these foods into school, they may be asked to eat them away from others to minimise the risk, or the food may be confiscated.

## 5.4 Insect bites/stings

When outdoors:

- Shoes should always be worn
- Food and drink should be covered

## 5.5 Animals

- All pupils will always wash hands after interacting with animals to avoid putting pupils with allergies at risk through later contact
- Pupils with animal allergies will not interact with animals


## 5.6 Support for mental health

Pupils with allergies will have additional support through:

- Pastoral care
- Regular check-ins with their [class teacher/form tutor/etc.]

## 5.7 Events and school trips

- For events, including ones that take place outside of the school, and school trips, no pupils with allergies will be excluded from taking part
- The school will plan accordingly for all events and school trips, and arrange for the staff members involved to be aware of pupils' allergies and to have received adequate training



➤ Appropriate measures will be taken in line with the schools AAI protocols for off-site events and school trips (see section 7.5).

## **6. Procedures for handling an allergic reaction**

### **6.1 Register of pupils with AAI's**

- The school maintains a register of pupils who have been prescribed AAI's or where a doctor has provided a written plan recommending AAI's to be used in the event of anaphylaxis. The register includes:
- Known allergens and risk factors for anaphylaxis
  - Whether a pupil has been prescribed AAI(s) (and if so, what type and dose)
  - Where a pupil has been prescribed an AAI, whether parental consent has been given for use of the spare AAI, which may be different to the personal AAI prescribed for the pupil
  - A photograph of each pupil to allow a visual check to be made, with parental consent. The register is kept in the school office and a copy in each classroom and can be checked quickly by any member of staff as part of initiating an emergency response

Allowing all pupils to keep their AAI's with them will reduce delays and allows for confirmation of consent without the need to check the register.

### **6.2 Allergic reaction procedures**

- As part of the whole-school awareness approach to allergies, all staff are trained in the school's allergic reaction procedure, and to recognise the signs of anaphylaxis and respond appropriately
- Staff are trained in the administration of AAI's to minimise delays in pupil's receiving adrenaline in an emergency
- If a pupil has an allergic reaction, the staff member will initiate the school's emergency response plan, following the pupil's allergy action plan
- If an AAI needs to be administered, a member of staff will use the pupil's own AAI, or if it is not available, a school one
- If the pupil has no allergy action plan, staff will follow the school's procedures on responding to allergy and, if needed, the school's normal emergency procedures. We use the NHS advice on [treatment of anaphylaxis](#) and Anaphylaxis UK's advice on [what to do in an emergency](#)
- A school AAI device will be used instead of the pupil's own AAI device if:
- Medical authorisation and written parental consent have been provided, or
  - The pupil's own prescribed AAI(s) are not immediately available (for example, because they are broken, out-of-date, have misfired or been wrongly administered)
- If a pupil needs to be taken to hospital, staff will stay with the pupil until the parent/carer arrives, or accompany the pupil to hospital by ambulance
- If the allergic reaction is mild (e.g. skin rash, itching or sneezing), the pupil will be monitored and the parents/carers informed


## **7. Adrenaline auto-injectors (AAI's)**

Following the Department of Health and Social Care's Guidance on using [emergency adrenaline auto-injectors in schools](#), set out your school's procedures for AAI's, covering these areas:

### **7.1 Purchasing of spare AAI's**

The allergy lead is responsible for buying AAI's and ensuring they are stored according to the guidance.

- Spare AAI's will be purchased from a local pharmacy.



➤ The school will ensure there are 2 spare AAI's in each school.

## 7.2 Storage (of both spare and prescribed AAIs)

The allergy lead will make sure all AAIs are:

- Stored at room temperature (in line with manufacturer's guidelines), protected from direct sunlight and extremes of temperature
- Kept in a safe and suitably central location to which all staff have access at all times, but is out of the reach and sight of children
- **Not** locked away, but accessible and available for use at all times
- **Not** located more than 5 minutes away from where they may be needed Spare AAIs will be kept separate from any pupil's own prescribed AAI, and clearly labelled to avoid confusion.
- **Prescribed AAI's will be kept within the child's classroom in the designated medical cupboard.**

## 7.3 Maintenance (of spare AAIs)

Hannah Sutherland and class teachers are responsible for checking monthly that:

- The AAIs are present and in date
- Replacement AAIs are obtained when the expiry date is near

## 7.4 Disposal

AAIs can only be used once. Once a AAI has been used, it will be disposed of in line with the manufacturer's instructions.

## 7.5 Use of AAIs off school premises

- Pupils at risk of anaphylaxis who are able to administer their own AAIs should carry their own AAI with them on school trips and off-site events

If a child with a risk of anaphylaxis is attending a trip the school will ensure that a spare AAI is taken.

## 7.6 Emergency anaphylaxis kit


The school holds an emergency anaphylaxis kit. This includes:

- Spare AAIs
- Instructions for the use of AAIs
- Instructions on storage
- Manufacturer's information
- A checklist of injectors, identified by batch number and expiry date with monthly checks recorded
- A note of arrangements for replacing injectors
- A list of pupils to whom the AAI can be administered
- A record of when AAIs have been administered

## 8. Training

The school is committed to training all staff in allergy response. This includes:

- How to reduce and prevent the risk of allergic reactions
- How to spot the signs of allergic reactions (including anaphylaxis)
- The importance of acting quickly in the case of anaphylaxis
- Where AAIs are kept on the school site, and how to access them



- How to administer AAIs
  - The wellbeing and inclusion implications of allergies
- Training will be carried out annually by the allergy lead.


### **9. Links to other policies**

This policy links to the following policies and procedures:


- Health and safety policy
- Supporting pupils with medical conditions policy
- School food policy







HAZARD	WHO MIGHT BE HARMED AND HOW?	WHAT ARE YOU DOING ALREADY?	DO YOU NEED TO DO ANYTHING ELSE TO CONTROL THIS RISK?	ACTION: WHO?	ACTION: WHEN?	DONE



## Appendix 2. School Allergy Code

### Schools Allergy Code

Allergic disease is the most common chronic condition in childhood. An allergic reaction occurs when a person's immune system is triggered by a substance that is usually considered harmless. Whilst most allergic reactions are mild, some can be very serious and cause anaphylaxis which is a life-threatening medical emergency.

The Code is not a set of rules and regulations but it is a guide to best practice in achieving a whole school approach to allergy safety and inclusion. It has been drawn up by the Benedict Blythe Foundation and The Allergy Team, with the backing of leading allergy clinicians and the Independent Schools' Bursars Association.

All schools are encouraged to use the Schools Allergy Code to ensure good allergy management in their setting. The Code and its accompanying Checklist are free resources.

#### Principles of good practice

1. **Take every allergy seriously** - allergic reactions are unpredictable and every child with a diagnosed allergy should be included in the measures outlined in the Code.
2. **Every child matters** - allergies are as unique as the children who have them. It is crucial that an individualised approach is adopted to implementing the Code, working with families and children to understand their experiences.
3. **Prioritise safety and inclusion over the 'status quo'** - responding to the needs of children with allergy can require finding new ways of doing things, with schools prioritising safety and inclusion every time.

#### Code guidance

1. **Take a whole-school approach**

Every member of the school community should understand allergy and their responsibility for reducing risk, from pupils and parents to staff members. Allergy management is not just the responsibility of the catering and medical team.

  - 1.1 **Build the knowledge and skills of all staff through targeted training and education.** This will include understanding risk reduction and the importance of inclusion, as well as first aid response to allergic reaction.
  - 1.2 **Weave allergy awareness into classroom activities, for example lessons on nutrition and PSHE.**



**ISBA**

INDEPENDENT SCHOOLS' BURSARS ASSOCIATION



schoolsallergycode.com

- 2. Communicate clearly** Give people information about the school's approach to allergy clearly and frequently.
- 2.1 Establish an Allergy and Anaphylaxis Policy which is written in plain English and accessible. The policy should be published online and communicated to all staff and relevant members of the school community, including parents. This should be a dynamic document that is frequently reviewed and updated.
  - 2.2 Ensure open communication with parents, teachers, support staff and caterers about the individual needs of children, based on co-created Individual Healthcare Plans (IHPs) for all children with allergy.
- 3. Have clear governance and risk management** Create an awareness of allergy risk across all activities and processes.
- 3.1 Ensure clear governance structures and clearly defined roles and responsibilities including a Designated Allergy Lead.
  - 3.2 Make sure allergy policies and procedures are regularly reviewed and reported on by Designated Allergy Lead.
  - 3.3 Allergy should form a part of every risk assessment.
- 4. Readiness to respond** Have systems, processes, and medication in place for emergencies.
- 4.1 Ensure that pupils prescribed with adrenaline pens have two in-date devices accessible at all times.
  - 4.2 Hold spare adrenaline pens and make sure everyone knows where they are.
  - 4.3 Establish annual risk reduction and anaphylaxis training for all staff.
  - 4.4 Publish an Anaphylaxis Emergency Response Plan which enables staff to respond confidently and immediately to an allergic reaction.
  - 4.5 Rehearse the Anaphylaxis Emergency Response plan.

#### Schools Allergy Register

To join the Schools Allergy Register of those observing the Code and to display a trust mark, schools must be assessed by The Allergy Team. Schools that do this will be supported throughout the process and receive free access to The Allergy Team's allergy and anaphylaxis training for staff.



ISBA

INDEPENDENT SCHOOLS' ASSOCIATION

